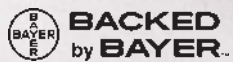



## BACKED BY THE BEST

It's science. It's support. It's our commitment to you. It's Backed by Bayer.™ And it's the best you can get. For any questions about our products & services, visit [www.BackedByBayer.com](http://www.BackedByBayer.com) or call 1-800-331-2867. Before using any pesticide, read and follow the label directions carefully.



Bayer Environmental Science, a business group of Bayer CropScience, LP, 2 T.W. Alexander Drive, Research Triangle Park, NC 27709. [www.BackedByBayer.com](http://www.BackedByBayer.com). Bayer, the Bayer cross, Tempo, Domino Effect, Beta-crystal, Simply Irresistible, Suspend, DeltaGard, Maxforce, Premise, Drione, DeltaDust and Backed by Bayer are trademarks of Bayer. Demand CS and Award are registered trademarks of Syngenta. Advion is a registered trademark of DuPont. Always read and follow label instructions carefully. ©2007 Bayer



## THE ANT SOLUTION GUIDE

IF ANTS ARE YOUR PROBLEM, BAYER HAS THE SOLUTION.



Bayer Environmental Science





## THE ANT SOLUTION GUIDE

### THE BAYER ANT SOLUTION GUIDE

As the number one nuisance pest, ants represent an important business opportunity for pest management companies. But with more than 40 species infesting structures across the country, each with their own behavioral characteristics, preferred nesting sites and food preferences, ants can also be a significant challenge to control.


At Bayer Environmental Science, we have the arsenal of products you need to tackle any ant infestation, under any circumstances, in any environment. Whether you're treating the yard, around the perimeter, or inside the structure, Bayer offers the total ant solution – from broad-spectrum residual sprays, to effective bait formulations and potent dusts. Used alone or in combination, you can give your customers effective ant control with Bayer products – satisfaction guaranteed.

### STEPS FOR SUCCESSFUL ANT CONTROL

- [1] Inspection – The first step is a thorough inspection to locate foraging trails, ant colonies and conditions conducive to ant infestations. When inspecting, pay close attention to “lines” where ants like to travel, such as expansion cracks in driveways and sidewalks and along foundation walls, fence lines, etc.
- [2] Identification – Identifying the ant species and understanding its biology and behavior will help you find nest sites and develop cost-effective control strategies. If unsure, collect a specimen for positive identification and ask your local Bayer representative for a copy of the Bayer Ant Identification Guide.
- [3] Recommendation – Present the customer with an integrated pest management (IPM) program that addresses the current problem and identifies conditions that may contribute to the ant infestation. Correcting these conditions helps prevent further infestations.
- [4] Treatment – In most cases, eliminating an ant infestation includes a pesticide application in combination with non-chemical control procedures that eliminate conditions conducive to infestations, such as exclusion, trimming vegetation away from the structure, eliminating moisture problems and removing dead wood and debris.
- [5] Evaluation – The key to long-term customer satisfaction is to follow up and assess the effectiveness of your service.

### CHOOSE THE RIGHT PESTICIDE FOR THE ANT AND THE ENVIRONMENT

Smart Pest Management Professionals understand the attributes of different insecticide active ingredients, as well as the features, benefits and drawbacks of all the different types of pesticide formulations. This knowledge, combined with a good understanding of the pesticide label directions, application techniques and ant biology, will result in effective ant control and unsurpassed customer satisfaction.





## OUTDOORS

DeltaGard

MAXFORCE

PREMISE

Suspend<sup>®</sup> SC  
with DeltaGard

TEMPO<sup>®</sup>  
ULTRA

BAYER topchoice

### FOR INFESTATIONS IN SOIL, MULCH & SHRUBBERY AROUND THE PERIMETER OF A STRUCTURE

#### RESIDUAL SPRAYS

When ant colonies or nests are readily accessible, or you need fast control of foraging workers in and around structures, use a contact residual spray that provides fast knockdown and long-term control.

**TEMPO<sup>®</sup> ULTRA** with more than 130,000 Beta-crystals™ per square inch, offers 14 times more coverage than microencapsulated products and is available in suspension concentrate and wettable powder formulations. Labeled for use where you need it, Tempo Ultra with beta-cyfluthrin works exceptionally well on porous surfaces.

**SUSPEND<sup>®</sup> SC** with the active ingredient deltamethrin, can be used indoors as well as on turf grass and landscape ornamentals. Suspend SC has no odor, leaves no visible residue, doesn't clog spray equipment, won't be absorbed into porous surfaces and provides fast knockdown and long-term control.

#### NON-REPELLENT INSECTICIDE TECHNOLOGY

**PREMISE<sup>®</sup>** insecticide is a non-repellent and can be applied as often as once a month for ant control, indoors or outdoors. Use Premise for its ability to control ants plus reduce honeydew, a preferred food source for ants near the home. Premise can be applied around doors/windows, eaves, attic vents and other entry points. Premise can also be used to treat soil, turf, and ornamental planting beds adjacent to the structure.

#### BROAD-SPECTRUM GRANULAR CONTACT INSECTICIDE

An effective solution for wide open spaces with lots of ant activity, as well as in hard-to-reach areas at the base of thick ground cover around the perimeter of structures.

**DELTA GARD<sup>®</sup> G** with deltamethrin features small particles that fall through mulch, leaf litter, and vegetative cover to treat hard-to-reach areas where ants forage, trail and nest. DeltaGard G has no odor and is labeled for perimeter and entire lawn treatments, offering quick knockdown and long residual control. It's a good option when rain is expected, as water helps the product disperse and penetrate deeper.

#### A LOW-DOSE GRANULAR CONTACT INSECTICIDE

Control fire ants for up to one year after a single application.

**TOPCHOICE<sup>®</sup>** features the active ingredient fipronil, can be applied as a broadcast treatment over large areas, and binds to the soil after rainfall. TopChoice offers year-long curative and preventive control of fire ants.

#### BAITS

Baits are ideal for eliminating inaccessible ant colonies with the Domino Effect™, a delayed action kill that allows foraging worker ants to take bait back to the colony – wherever it may be hidden. As true social insects, worker ants quickly recruit nest mates to help take advantage of attractive food sources. Baits also have the advantage of being less intrusive, controlling pests with less pesticide when compared to broad-spectrum sprays that have the ability to control a wider variety of pests. Maxforce<sup>®</sup> Granular Baits, Gel Baits and Bait Stations are different formulations designed to work alone or in combination with each other when a buffet is the best option. They provide a residual of up to one year in protected areas or until the bait is completely consumed.

**MAXFORCE FC ANT KILLER BAIT GEL** combines a high-moisture formula and fast-acting fipronil to control ants in less than five days; it can be easily applied to cracks and crevices.

**MAXFORCE CARPENTER ANT BAIT GEL** with fipronil contains a special honeydew formula that takes advantage of a preferred food for carpenter ants that naturally comes from Aphids. Place a few grams of gel in the right place to eliminate an entire colony.

**MAXFORCE GRANULAR INSECT BAIT** with hydramethylnon has a Simply Irresistible™ formula in a balanced diet designed to satisfy ants' nutritional needs. Two different particle sizes are available because research demonstrates that small ant species prefer smaller particle sizes. Maxforce Granular Insect Bait is also a broad-spectrum bait that's effective against cockroaches, crickets and silverfish.

**MAXFORCE FC ANT BAIT STATIONS** start working in just six hours and will control entire colonies in just days. Bait stations feature a child-resistant, inspectable top that allows for easy bait inspection.

**MAXFORCE FC FIRE ANT BAIT** combines fipronil with a proven bait matrix for fast, long-lasting control of fire ants. Labeled for broadcast and mound treatments, it kills through both contact and ingestion.







# INDOORS

Drione®

DeltaDust®

MAXFORCE

PREMISE®

Suspend® SC  
with DeltaGard

TEMPO®

## FOR INDOOR INFESTATIONS WITH HARD-TO-REACH NESTING POINTS

### BAITS

Baits provide a discreet, effective option for controlling ants nesting inside a structure. Maxforce Baits are easy to apply, have low volatility and no odor.

**MAXFORCE FC ANT KILLER BAIT GEL** can be applied directly into cracks and crevices.

**MAXFORCE GRANULAR INSECT BAIT** lasts for up to one year or until the bait is completely consumed. Apply the bait directly into cracks and crevices. The label also allows for broadcast application in unfinished attics and crawl spaces.

**MAXFORCE FC ANT BAIT STATIONS** can be used to control ant infestations indoors, even in sensitive environments such as homes, schools and hospitals. These child-resistant stations with easy peel-and-stick adhesive allow for quick, easy placement.

## FOR INFESTATIONS OF INTERIOR & EXTERIOR WALL VOIDS & HARD-TO-ACCESS AREAS

### FOAM

Inject a non-repellent such as **PREMISE FOAM** into wall voids where ants are nesting. Available in a convenient, hand-held container, it can provide fast, effective, targeted ant control without the need for additional equipment.

### DUSTS

Dusts offer quick knockdown and control, making voids and protected harborages uninhabitable for long periods of time. Examples include behind brick and stone veneer.

**TEMPO® 1% DUST**, with 1 percent cyfluthrin, is ready-to-use directly in voids around structures. It is low-odor and non-staining.

**DELTADUST®** is 100 percent waterproof, making it an economical and efficacious way to treat wet areas both inside and out, with a residual of up to eight months.

**DRIONE®** is a silica-based desiccant dust with natural pyrethrum, providing quick control and a residual of up to six months without staining surfaces or emitting offensive odors. Drione is also a powerful flushing agent that works well against carpenter ants. Puffing the dust into voids while inspecting has the added benefit of leaving the void uninhabitable for pests.

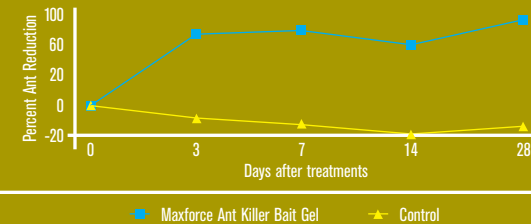
## FOR APPLICATIONS DIRECTLY TO ANT NEST, TRAILS & OTHER PLACES WHERE ANTS ARE ACTIVE

### RESIDUAL SPRAYS

**TEMPO ULTRA** with its new Beta-crystal™ formulation and **SUSPEND SC** are both labeled for use on walls, tile, baseboards, around pipes and under cabinets.

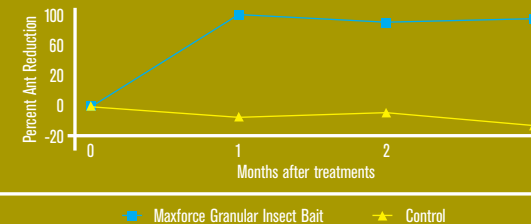
## MAXFORCE ANT KILLER BAIT GEL

### MAXFORCE ANT KILLER BAIT GEL VS. ODOROUS HOUSE ANTS



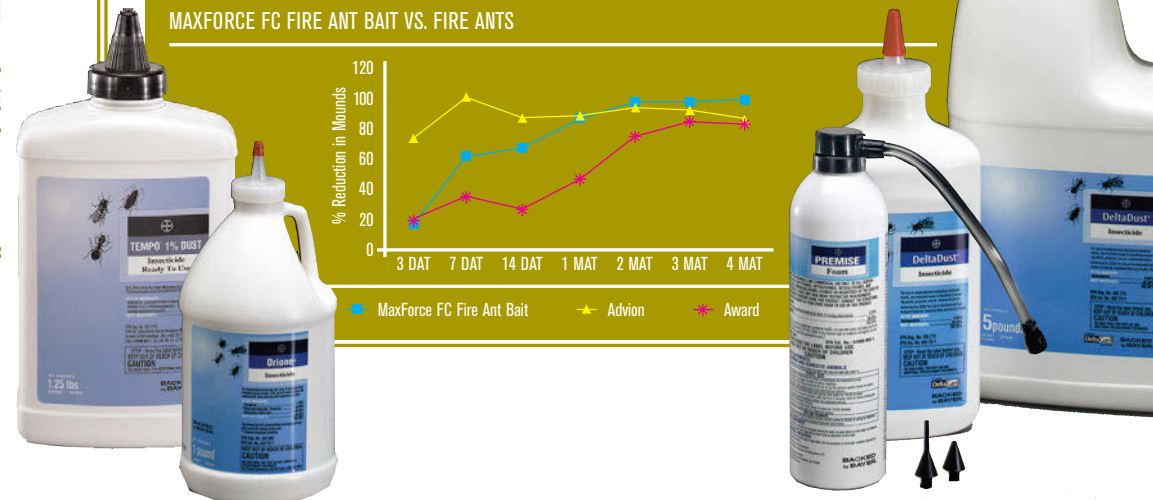
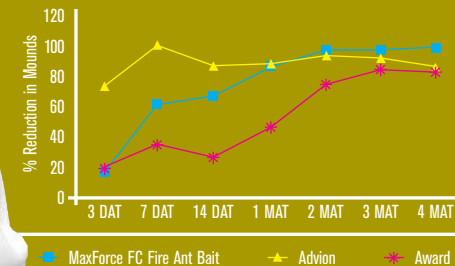
## MAXFORCE GRANULAR INSECT BAIT

### MAXFORCE GRANULAR INSECT BAIT VS. ARGENTINE ANTS



## MAXFORCE FC FIRE ANT BAIT

### MAXFORCE FC FIRE ANT BAIT VS. FIRE ANTS





# COMBINED ARMS

## COMBINED ARMS FOR ANT CONTROL

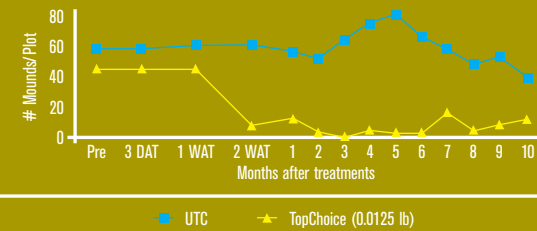
SPRING	SUMMER	FALL	WINTER
Ants search for protein to nourish the brood.	Ants forage for sweet honeydew, which is typically found on plants and ornamentals.	Honeydew-producing insects begin to die off naturally so sweet-feeding ants will prefer Maxforce Bait Gel.	When it's cold outside, ant activity indoors indicates a colony has located inside the heated environment.
Capitalize on this ant craving by selecting Maxforce Granular Insect Bait and/or Bait Stations.	Choose a bait that is high in carbohydrates, such as Maxforce FC Ant Killer Bait Gel.	Maxforce Granular Insect Bait is also effective because it contains a balanced diet.	This normally means that the ants are feeding on the same foods we eat, so a balanced bait or combination of protein and sweet Maxforce Baits will work best.

### BAITS, SPRAYS & DUSTS:

- [\*] Create a barrier around a structure with a residual spray such as Tempo Ultra or Suspend SC and maintain control with Maxforce Bait Stations.
- [\*] Apply dusts to wall voids and protected areas away from baits.
- [\*] To eliminate honeydew at the source, target the plants around the perimeter of a structure with Premise, and then apply gel bait indoors to control ants. Or, place bait just beyond the spray application outdoors to draw ants away from the structure. Or, use Premise in combination with Maxforce Granular Insect Bait. Ants will cross over the Premise-treated zone to get to the bait, exposing the ants to both active ingredients.
- [\*] To target hard-to-reach nests, place Maxforce baits near ant trails and use DeltaGard G for soil treatments around the perimeter. Eliminate access to voids and eradicate harborage areas with DeltaDust, Tempo 1% Dust or Drione.

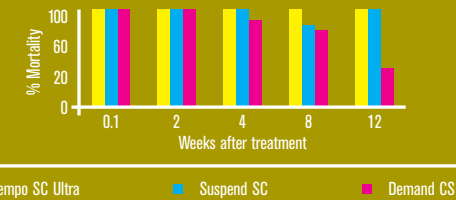
"Maxforce Granular Insect Bait and Bait Stations are high in protein and provide a balanced diet. Maxforce Ant Bait Gels contain more sugars and are high in moisture. A bait high in protein, applied in combination with a sweet high-moisture gel, provides a choice ants can't refuse." – Gordon Morrison, BES, Maxforce Insecticides Market Manager

## EFFICACY OF TOPCHOICE FORMULATIONS VS. FIRE ANTS (FALL)



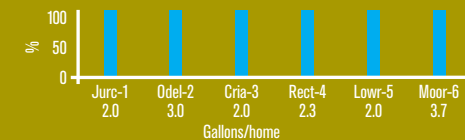
## PERFORMANCE AGAINST ARGENTINE ANTS

### PERFORMANCE OF TEMPO SC ULTRA, SUSPEND SC VS. DEMAND CS AGAINST ARGENTINE ANTS



## 100% CONTROL ON CARPENTER ANTS WITH PREMISE

### WITH 2.0 TO 3.7 GALLONS OF DILUTION APPLIED ON 6 DIFFERENT HOME SITES' PERIMETERS



100% control of carpenter ants with as little as 2-4 gallons of dilution applied to the perimeters of 6 homes. Ref. 077-01-70009.



## CUSTOMIZED SOLUTIONS

### CUSTOMIZED SOLUTIONS FOR DIFFERENT ANT SPECIES

For more information about the ants listed below and other common ant species, call 1-800-331-2867 to request a copy of the Bayer Ant Identification Guide.

**Argentine Ants:** California, Washington, Oregon and the Southeast

- [\*] Under soil, mulch, stones or debris, treat each mound with Premise, Tempo Ultra or Suspend SC and treat the perimeter with a residual spray or DeltaGard G.
- [\*] In wood or behind stone or brick veneer, drill holes into galleries and inject Drione, Tempo 1% Dust or Premise Foam in a can.
- [\*] Where ant trails are visibly numerous, place Maxforce Ant Bait Stations adjacent to structures and immediately next to foraging trails.
- [\*] Treat perimeter entry points with Maxforce FC Ant Killer Bait Gel.
- [\*] Around the perimeter, apply Maxforce Granular Insect Bait along ant trails and around nest sites. For heavily infested areas, expand your control area by broadcasting the granular bait.

**Acrobat Ant:** Continental United States

- [\*] Treat exposed colonies with Premise, Tempo Ultra or Suspend SC.
- [\*] To treat colonies in wood, drill holes into galleries and inject Drione or Tempo 1% Dust, Premise Foam or a residual spray like Premise, Tempo Ultra or Suspend SC.
- [\*] Spot treat likely entry points and apply Maxforce Ant Killer Bait Gel on trails.
- [\*] Place bait stations indoors or outdoors adjacent to the structure and immediately next to ant trails. Use Maxforce Granular Insect Bait around the perimeter.

**Pavement Ants:** Pacific coast, the Mid-Atlantic and Northeast corridors, and across the Plains

- [\*] Treat outdoor nests and cracks in slabs with Premise, Tempo Ultra or Suspend SC. Apply a residual insecticide to expansion joints.
- [\*] To treat colonies in voids, drill holes into galleries and inject Drione or Tempo 1% Dust, Premise Foam or a residual spray like Premise, Tempo Ultra or Suspend SC.
- [\*] Use Premise, Tempo Ultra, Suspend SC or DeltaGard G around the perimeter.
- [\*] Target infestations with Maxforce Ant Bait Stations, Granular Baits or Gel along foraging trails or at entry points. Or, apply Maxforce Granular Insect Bait as a mound treatment.

**Pharaoh Ants:** Continental United States and Hawaii (Caution: do not use a contact insecticide, which will cause Pharaoh ant colonies to scatter and reform as smaller colonies)

- [\*] Use Maxforce baits around suspected nesting sites and along foraging trails.
- [\*] Apply Maxforce Fine Granular Insect Bait under baseboards, into voids under cabinets, under heavy appliances and under carpet edges.
- [\*] Outdoors, apply baits along fences, foundations and roofs.

**Red Imported Fire Ant:** Southeastern states

- [\*] Broadcast TopChoice on lawns, sports fields or park areas to control fire ants for up to one year.
- [\*] Use Maxforce FC Fire Ant Bait to target the entire colony, either as a broadcast treatment or around individual mounds.
- [\*] Maxforce FC Fire Ant Bait can also be used in combination with a TopChoice application. Use TopChoice to treat high traffic areas like a school athletic field and use the bait to treat around protected areas below bleachers, and along sidewalks.

**Carpenter Ants:** Different varieties throughout the United States

- [\*] Use Drione or Tempo 1% Dust for flushing, making voids uninhabitable.
- [\*] To treat colonies in voids, drill holes into galleries and inject Drione or Tempo 1% Dust, Premise Foam or a residual spray like Premise, Tempo Ultra or Suspend SC.
- [\*] Apply Premise, Tempo Ultra, or Suspend SC around the perimeter or around the base of trees.
- [\*] Place Maxforce Carpenter Ant Bait Gel on foraging trails, near suspected nest locations, near entry points and in areas with water damage.
- [\*] Apply Maxforce Granular Insect Bait around the base of trees harboring nests, around buildings, along ant trails and in cracks/crevices of structures.

### DIFFERENT ANT SPECIES

[Argentine Ants]



[Acrobat Ants]



[Pavement Ants]



[Pharaoh Ants]



[Red Imported Fire Ants]



[Carpenter Ants]



Our commitment to you can be reflected in three words no other manufacturer can use: Backed by Bayer.™

- [1] The Industry's Best Products
- [2] Unprecedented Training & Support
- [3] Superior Customer Service